

uCertify

Course Outline

Woldoff GRE Prep 2024



05 Jul 2024

1. Course Objective
2. Pre-Assessment
3. Exercises, Quizzes, Flashcards & Glossary
Number of Questions
4. Expert Instructor-Led Training
5. ADA Compliant & JAWS Compatible Platform
6. State of the Art Educator Tools
7. Award Winning Learning Platform (LMS)
8. Chapter & Lessons
Syllabus
Chapter 1: Introduction
Chapter 2: Knowing the GRE
Chapter 3: Planning Your Time
Chapter 4: Planning for Exam Day: Everything Outside the Exam
Chapter 5: Upping Your Best GRE Verbal Score
Chapter 6: What Are They Saying: Text Completion and Sentence Equivalence
Chapter 7: Getting the Gist: Reading Comprehension
Chapter 8: Critical Thinking: Argument Analysis Questions
Chapter 9: Expanding Your Vocabulary to Boost Your Score
Chapter 10: Raising Your Best GRE Math Score
Chapter 11: Working with Numbers and Operations
Chapter 12: Solving Algebra and Functions
Chapter 13: Drawing Geometry
Chapter 14: Simplifying Word Problems
Chapter 15: Interpreting Data and Graphs
Chapter 16: Comparing Quantities
Chapter 17: Writing the Essays Well and Fast
Chapter 18: Practicing Your Essays

Chapter 19: Practice Exam 1

Chapter 20: Practice Exam 2

Chapter 21: Practice Exam 3

Chapter 22: Ten Key Facts about the GRE

Chapter 23: Ten Mistakes You Won't Make (While Others Will)

Chapter 24: Ten Ways to Build Your Skills with the Online Practice Exams

Videos and How To

9. Practice Test

Here's what you get

Features

1. Course Objective

Woldoff GRE Prep 2024 course provides you with the tools, strategies, and confidence you need to excel on the GRE exam. From verbal reasoning and quantitative reasoning to analytical writing, the course covers all sections of the GRE exam in-depth, ensuring you're fully prepared for test day. Engage with dynamic lessons, interactive quizzes, and realistic practice tests that mirror the GRE exam experience. Track your progress, identify areas for improvement, and refine your skills in real-time. Gain access to proven GRE strategies and techniques that will help you tackle even the most challenging questions with ease. Learn how to approach each section strategically, manage your time effectively, and maximize your score potential.

2. Pre-Assessment

Pre-Assessment lets you identify the areas for improvement before you start your prep. It determines what students know about a topic before it is taught and identifies areas for improvement with question assessment before beginning the course.

3. Exercises

There is no limit to the number of times learners can attempt these. Exercises come with detailed remediation, which ensures that learners are confident on the topic before proceeding.

222
EXERCISES

4. Expert Instructor-Led Training

uCertify uses the content from the finest publishers and only the IT industry's finest instructors. They have a minimum of 15 years real-world experience and are subject matter experts in their fields. Unlike a live class, you can study at your own pace. This creates a personal learning experience and gives you all the benefit of hands-on training with the flexibility of doing it around your schedule

5. ADA Compliant & JAWS Compatible Platform

uCertify course and labs are ADA (Americans with Disability Act) compliant. It is now more accessible to students with features such as:

- Change the font, size, and color of the content of the course
- Text-to-speech, reads the text into spoken words
- Interactive videos, how-tos videos come with transcripts and voice-over
- Interactive transcripts, each word is clickable. Students can clip a specific part of the video by clicking on a word or a portion of the text.

JAWS (Job Access with Speech) is a computer screen reader program for Microsoft Windows that reads the screen either with a text-to-speech output or by a Refreshable Braille display. Student can easily navigate uCertify course using JAWS shortcut keys.

6. State of the Art Educator Tools

uCertify knows the importance of instructors and provide tools to help them do their job effectively. Instructors are able to clone and customize course. Do ability grouping. Create sections. Design grade scale and grade formula. Create and schedule assessments. Educators can also move a student from self-paced to mentor-guided to instructor-led mode in three clicks.

7. Award Winning Learning Platform (LMS)

uCertify has developed an award winning, highly interactive yet simple to use platform. The SIIA CODiE Awards is the only peer-reviewed program to showcase business and education technology's finest products and services. Since 1986, thousands of products, services and solutions have been recognized for achieving excellence. uCertify has won CODiE awards consecutively for last 7 years:

- **2014**

1. Best Postsecondary Learning Solution

- **2015**

1. Best Education Solution
2. Best Virtual Learning Solution
3. Best Student Assessment Solution
4. Best Postsecondary Learning Solution
5. Best Career and Workforce Readiness Solution
6. Best Instructional Solution in Other Curriculum Areas
7. Best Corporate Learning/Workforce Development Solution

- **2016**

1. Best Virtual Learning Solution
2. Best Education Cloud-based Solution
3. Best College and Career Readiness Solution
4. Best Corporate / Workforce Learning Solution
5. Best Postsecondary Learning Content Solution
6. Best Postsecondary LMS or Learning Platform
7. Best Learning Relationship Management Solution

- **2017**

1. Best Overall Education Solution
2. Best Student Assessment Solution
3. Best Corporate/Workforce Learning Solution
4. Best Higher Education LMS or Learning Platform

- **2018**

1. Best Higher Education LMS or Learning Platform
2. Best Instructional Solution in Other Curriculum Areas
3. Best Learning Relationship Management Solution

- **2019**

1. Best Virtual Learning Solution
2. Best Content Authoring Development or Curation Solution
3. Best Higher Education Learning Management Solution (LMS)

- **2020**

1. Best College and Career Readiness Solution
2. Best Cross-Curricular Solution
3. Best Virtual Learning Solution

8. Chapter & Lessons

uCertify brings these textbooks to life. It is full of interactive activities that keeps the learner engaged. uCertify brings all available learning resources for a topic in one place so that the learner can efficiently learn without going to multiple places. Challenge questions are also embedded in the chapters so learners can attempt those while they are learning about that particular topic. This helps them grasp the concepts better because they can go over it again right away which improves learning.

Learners can do Flashcards, Exercises, Quizzes and Labs related to each chapter. At the end of every lesson, uCertify courses guide the learners on the path they should follow.

Syllabus

Chapter 1: Introduction

- About This Course
- Icons Used in This Course
- Where to Go from Here

Chapter 2: Knowing the GRE

- Knowing the GRE Sections
- Knowing the GRE Scores
- Bringing the GRE into Your Comfort Zone
- Using Old Scores

Chapter 3: Planning Your Time

- Planning Your Prep Time
- Planning Your Exam Time
- Planning Your Mental and Physical Time
- Scheduling Your Exam

Chapter 4: Planning for Exam Day: Everything Outside the Exam

- Planning the Night Before
- Planning for Contingency
- It's Them, Not You: Testing under Adverse Conditions

Chapter 5: Upping Your Best GRE Verbal Score

- Building Your Core Skills
- Managing Your Time

Chapter 6: What Are They Saying: Text Completion and Sentence Equivalence

- Clinching Text Completion and Sentence Equivalence Questions
- Developing Your Skills for Finding the Correct Answers
- Taking the Best and Only Approach
- Interpreting Trickier Sentences
- Getting Your Hands Dirty with Some Practice

Chapter 7: Getting the Gist: Reading Comprehension

- Recognizing the Three Reading Comprehension Question Formats
- Developing Strategies for Success
- Acing the Three Commonly Tested Reading Comprehension Passages

Chapter 8: Critical Thinking: Argument Analysis Questions

- Covering the Answer Choices
- Reading the Question for What It's Asking
- Reading the Passage for What the Question Is Asking
- Answering the Question in Your Own Words
- Eliminating Each Wrong Answer

Chapter 9: Expanding Your Vocabulary to Boost Your Score

- Brushing Up on Prefixes, Suffixes, and Roots
- Memorizing the GRE's Most Common Vocabulary Words

Chapter 10: Raising Your Best GRE Math Score

- Managing Your Time
- Typing an Answer
- Selecting Two or More Answers
- Selecting the Quantity That's Greater

Chapter 11: Working with Numbers and Operations

- Working with Integers, Factors, and Multiples
- Working with Math Terms
- Working with Prime and Composite Numbers
- Working with the Units Digit
- Working with Absolute Value
- Working with Order of Operations
- Working with Fractions

- Working with Decimals
- Working with Percentages
- Working with Factorials
- Working with Ratios

Chapter 12: Solving Algebra and Functions

- Solving Bases and Exponents
- Solving Math Operators
- Solving for X
- Solving Square Roots and Radicals
- Solving Coordinate Geometry
- Solving Patterns in a Sequence
- Solving $f(x)$ Functions

Chapter 13: Drawing Geometry

- Drawing Lines and Angles
- Measuring Polygons
- Drawing Triangles
- Drawing Quadrilaterals

- Drawing Circles
- Drawing 3D Shapes

Chapter 14: Simplifying Word Problems

- Simplifying the Steps
- Simplifying Time and Distance
- Simplifying Units of Measurement
- Simplifying Averages
- Simplifying Work Problems
- Simplifying Team-Work Problems
- Simplifying Mixture Problems
- Simplifying Sets and Groups
- Simplifying Probability
- Simplifying Counting Methods

Chapter 15: Interpreting Data and Graphs

- Interpreting Basic Stats
- Interpreting Tables and Graphs

Chapter 16: Comparing Quantities

- Comparing Exact Answer Choices
- Comparing Steps
- Comparing via Strategy

Chapter 17: Writing the Essays Well and Fast

- Setting Your Sights on a Perfect 6
- Writing the Issue Essay
- Writing the Argument Essay

Chapter 18: Practicing Your Essays

- Setting the Stage for a Realistic Experience
- Writing an Issue Essay: Some Samples
- Writing an Argument Essay: Some Samples

Chapter 19: Practice Exam 1

- Section 1
- Section 2
- Section 3

- Section 4

Chapter 20: Practice Exam 2

- Section 1
- Section 2
- Section 3
- Section 4

Chapter 21: Practice Exam 3

- Section 1
- Section 2
- Section 3
- Section 4

Chapter 22: Ten Key Facts about the GRE

- You May Return to Previous Questions in the Same Section
- The GRE Doesn't Penalize for Guessing
- The GRE Uses a Percentile-Based Scoring System
- Practice Makes All the Difference

- You Must Prepare for the GRE
- The GRE Is Different from the SAT and ACT
- The GRE Also Measures Your Stamina and Performance under Pressure
- The General GRE Is Not Program-Specific
- You Can Practice the GRE on Your Own Computer
- You Can't Bring Anything into the Testing Center

Chapter 23: Ten Mistakes You Won't Make (While Others Will)

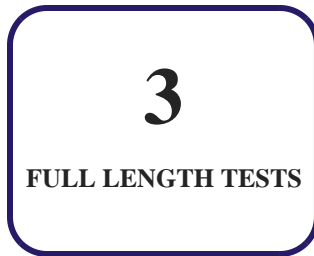
- You Won't Cheat
- You Won't Run Out of Steam
- You Won't Neglect Your Breaks
- You Won't Dwell on Questions from Previous Sections
- You Won't Panic Over the Time Limit
- You Won't Rush Through the Questions
- You Definitely Won't Choke on the Essays
- You Won't Fret Over the Hard Questions
- You Won't Take the Exam with a Friend
- You Won't Change Your Morning Routine

Chapter 24: Ten Ways to Build Your Skills with the Online Practice Exams

- Build Your Stamina by Taking a Practice Exam in One Sitting
- Recognize the Mistakes You Make under Pressure
- Get Used to Others Being in the Room
- Make It a Dress Rehearsal
- Get a Competitive Edge
- Practice Your Test-Taking Strategies
- Know the Exam Software
- Get Used to Starting with the Essays
- Find Your Areas of Focus
- Review the Answers and Explanations

9. Practice Test

Here's what you get



Features

Each question comes with detailed remediation explaining not only why an answer option is correct but also why it is incorrect.


Unlimited Practice

Each test can be taken unlimited number of times until the learner feels they are prepared. Learner can review the test and read detailed remediation. Detailed test history is also available.


Each test set comes with learn, test and review modes. In learn mode, learners will attempt a question and will get immediate feedback and complete remediation as they move on to the next question. In test mode, learners can take a timed test simulating the actual exam conditions. In review mode, learners can read through one item at a time without attempting it.

GET IN TOUCH:

 3187 Independence Drive
Livermore, CA 94551,
United States

 +1-415-763-6300

 support@ucertify.com

 www.ucertify.com