

uCertify

Course Outline

Power BI: Data Analysis Professional



03 Jul 2024

1. Course Objective
2. Pre-Assessment
3. Exercises, Quizzes, Flashcards & Glossary
Number of Questions
4. Expert Instructor-Led Training
5. ADA Compliant & JAWS Compatible Platform
6. State of the Art Educator Tools
7. Award Winning Learning Platform (LMS)
8. Chapter & Lessons
Syllabus
Chapter 1: Introduction
Chapter 2: Analyzing Data with Self-Service BI
Chapter 3: Connecting to Data Sources
Chapter 4: Performing Data Cleaning, Profiling, and Shaping
Chapter 5: Visualizing Data with Power BI
Chapter 6: Enhancing Data Analysis
Chapter 7: Modeling Data with Calculations
Chapter 8: Creating Interactive Visualizations
Chapter 9: Using Advanced Analysis Techniques
Chapter 10: Enhancing Reports and Dashboards
Chapter 11: Publishing and Sharing Reports and Dashboards
Chapter 12: Extending Power BI Beyond the Desktop
Videos and How To
9. Practice Test
Here's what you get
Features
10. Live labs
Lab Tasks

Here's what you get

11. Post-Assessment

1. Course Objective

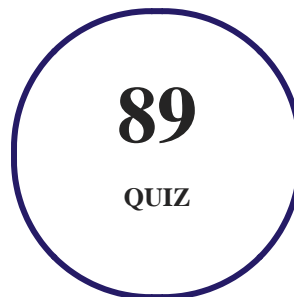
Use Power BI: Data Analysis Professional course and lab to explore and visualize data with Power BI. The lab is cloud-based, device-enabled, and can easily be integrated with an LMS. The Power BI course provides knowledge and skills required to analyze data with self-service BI, connect to data sources, perform advanced data modeling and shaping, perform advanced analysis, publish and share reports and dashboards, extend access to Power BI, and more.

2. Pre-Assessment

Pre-Assessment lets you identify the areas for improvement before you start your prep. It determines what students know about a topic before it is taught and identifies areas for improvement with question assessment before beginning the course.

3. Quiz

Quizzes test your knowledge on the topics of the exam when you go through the course material. There is no limit to the number of times you can attempt it.



4. flashcards

Flashcards are effective memory-aiding tools that help you learn complex topics easily. The flashcard will help you in memorizing definitions, terminologies, key concepts, and more. There is no limit to the number of times learners can attempt these. Flashcards help master the key concepts.



5. Glossary of terms

uCertify provides detailed explanations of concepts relevant to the course through Glossary. It contains a list of frequently used terminologies along with its detailed explanation. Glossary defines the key terms.



6. Expert Instructor-Led Training

uCertify uses the content from the finest publishers and only the IT industry's finest instructors. They have a minimum of 15 years real-world experience and are subject matter experts in their fields. Unlike a live class, you can study at your own pace. This creates a personal learning experience and gives you all the benefit of hands-on training with the flexibility of doing it around your schedule 24/7.

7. ADA Compliant & JAWS Compatible Platform

uCertify course and labs are ADA (Americans with Disability Act) compliant. It is now more accessible to students with features such as:

- Change the font, size, and color of the content of the course
- Text-to-speech, reads the text into spoken words
- Interactive videos, how-tos videos come with transcripts and voice-over
- Interactive transcripts, each word is clickable. Students can clip a specific part of the video by clicking on a word or a portion of the text.

JAWS (Job Access with Speech) is a computer screen reader program for Microsoft Windows that reads the screen either with a text-to-speech output or by a Refreshable Braille display. Student can easily navigate uCertify course using JAWS shortcut keys.

8. State of the Art Educator Tools

uCertify knows the importance of instructors and provide tools to help them do their job effectively. Instructors are able to clone and customize course. Do ability grouping. Create sections. Design grade scale and grade formula. Create and schedule assessments. Educators can also move a student from self-paced to mentor-guided to instructor-led mode in three clicks.

9. Award Winning Learning Platform (LMS)

uCertify has developed an award winning, highly interactive yet simple to use platform. The SIIA CODiE Awards is the only peer-reviewed program to showcase business and education technology's finest products and services. Since 1986, thousands of products, services and solutions have been recognized for achieving excellence. uCertify has won CODiE awards consecutively for last 7 years:

- **2014**
 1. Best Postsecondary Learning Solution
- **2015**
 1. Best Education Solution

2. Best Virtual Learning Solution
3. Best Student Assessment Solution
4. Best Postsecondary Learning Solution
5. Best Career and Workforce Readiness Solution
6. Best Instructional Solution in Other Curriculum Areas
7. Best Corporate Learning/Workforce Development Solution

- **2016**

1. Best Virtual Learning Solution
2. Best Education Cloud-based Solution
3. Best College and Career Readiness Solution
4. Best Corporate / Workforce Learning Solution
5. Best Postsecondary Learning Content Solution
6. Best Postsecondary LMS or Learning Platform
7. Best Learning Relationship Management Solution

- **2017**

1. Best Overall Education Solution
2. Best Student Assessment Solution
3. Best Corporate/Workforce Learning Solution
4. Best Higher Education LMS or Learning Platform

- **2018**

1. Best Higher Education LMS or Learning Platform
2. Best Instructional Solution in Other Curriculum Areas
3. Best Learning Relationship Management Solution

- **2019**

1. Best Virtual Learning Solution
2. Best Content Authoring Development or Curation Solution
3. Best Higher Education Learning Management Solution (LMS)

- **2020**

1. Best College and Career Readiness Solution
2. Best Cross-Curricular Solution
3. Best Virtual Learning Solution

10. Chapter & Lessons

uCertify brings these textbooks to life. It is full of interactive activities that keeps the learner engaged. uCertify brings all available learning resources for a topic in one place so that the learner can efficiently learn without going to multiple places. Challenge questions are also embedded in the chapters so learners can attempt those while they are learning about that particular topic. This helps them grasp the concepts better because they can go over it again right away which improves learning.

Learners can do Flashcards, Exercises, Quizzes and Labs related to each chapter. At the end of every lesson, uCertify courses guide the learners on the path they should follow.

Syllabus

Chapter 1: Introduction

- Course Description
- How to Use This course
- Course-Specific Technical Requirements

Chapter 2: Analyzing Data with Self-Service BI

- Topic A: Data Analysis and Visualization for Business Intelligence
- Topic B: Self-Service BI with Microsoft Power BI
- Summary

Chapter 3: Connecting to Data Sources

- Topic A: Create Data Connections
- Topic B: Configure and Manage Data Relationships
- Topic C: Save Files in Power BI
- Summary

Chapter 4: Performing Data Cleaning, Profiling, and Shaping

- Topic A: Clean, Transform, and Load Data with the Query Editor
- Topic B: Profile Data with the Query Editor
- Topic C: Shape Data with the Query Editor
- Topic D: Combine and Manage Data Rows
- Summary

Chapter 5: Visualizing Data with Power BI

- Topic A: Create Visualizations in Power BI
- Topic B: Chart Data in Power BI
- Summary

Chapter 6: Enhancing Data Analysis

- Topic A: Customize Visuals and Pages
- Topic B: Incorporate Tooltips
- Summary

Chapter 7: Modeling Data with Calculations

- Topic A: Create Calculations with Data Analysis Expressions (DAX)
- Topic B: Create Calculated Measures and Conditional Columns
- Summary

Chapter 8: Creating Interactive Visualizations

- Topic A: Create and Manage Data Hierarchies
- Topic B: Filter and Slice Reports
- Topic C: Create Dashboards
- Summary

Chapter 9: Using Advanced Analysis Techniques

- Topic A: Create Calculated Tables, Variables, and Parameters
- Topic B: Enhance Visuals with Statistical Analysis

- Topic C: Perform Advanced Analysis
- Summary

Chapter 10: Enhancing Reports and Dashboards

- Topic A: Enhance Reports
- Topic B: Enhance Dashboards
- Summary

Chapter 11: Publishing and Sharing Reports and Dashboards

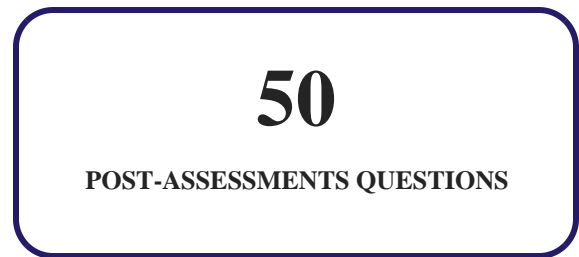
- Topic A: Publish Reports
- Topic B: Create and Manage Workspaces
- Topic C: Share Reports and Dashboards
- Summary

Chapter 12: Extending Power BI Beyond the Desktop

- Topic A: Use Power BI Mobile
- Topic B: Extend Access with the Power BI API
- Summary

11. Practice Test

Here's what you get



Features

Each question comes with detailed remediation explaining not only why an answer option is correct but also why it is incorrect.

Unlimited Practice

Each test can be taken unlimited number of times until the learner feels they are prepared. Learner can review the test and read detailed remediation. Detailed test history is also available.

Each test set comes with learn, test and review modes. In learn mode, learners will attempt a question and will get immediate feedback and complete remediation as they move on to the next question. In test mode, learners can take a timed test simulating the actual exam conditions. In review mode, learners can read through one item at a time without attempting it.

12. Live Labs

The benefits of live-labs are:

- Exam based practical tasks
- Real equipment, absolutely no simulations

- Access to the latest industry technologies
- Available anytime, anywhere on any device
- Break and Reset functionality
- No hardware costs

Lab Tasks

Analyzing Data with Self-Service BI

- Interacting with Visualizations in Power BI

Connecting to Data Sources

- Creating a Data Connection
- Configuring and Managing Data Relationships
- Saving and Exporting Files in Power BI

Performing Data Cleaning, Profiling, and Shaping

- Cleaning, Transforming, and Loading Connected Data
- Profiling Data in Power BI
- Shaping Data for Analysis
- Using the Transpose Feature

Visualizing Data with Power BI

- Creating Visualizations
- Charting Data in Power BI

Enhancing Data Analysis

- Customizing Visuals in Power BI
- Incorporating Tooltips to Enhance Data Analysis

Modeling Data with Calculations

- Creating Calculations with DAX
- Creating Calculated Measures
- Creating Conditional Columns

Creating Interactive Visualizations

- Creating and Managing Data Hierarchies
- Filtering and Slicing Reports

Using Advanced Analysis Techniques

- Creating a Calculated Table
- Enhancing Visuals with Statistical Analysis
- Performing Advanced Analysis

Enhancing Reports and Dashboards

- Enhancing Reports
- Enhancing Dashboards

Publishing and Sharing Reports and Dashboards

- Publishing Reports and Refreshing Data
- Configuring Row-level Security

Extending Power BI Beyond the Desktop

- Configuring the Mobile Layout
- Reviewing Custom Visuals and Apps

Here's what you get

26

LIVE LABS

26

VIDEO TUTORIALS

02:02


HOURS

13. Post-Assessment


After completion of the uCertify course Post-Assessments are given to students and often used in conjunction with a Pre-Assessment to measure their achievement and the effectiveness of the exam.

GET IN TOUCH:

 3187 Independence Drive
Livermore, CA 94551,
United States

 +1-415-763-6300

 support@ucertify.com

 www.ucertify.com