

# uCertify

## Course Outline

### LPI-Linux Essentials



03 Jul 2024

1. Course Objective
2. Pre-Assessment
3. Exercises, Quizzes, Flashcards & Glossary  
Number of Questions
4. Expert Instructor-Led Training
5. ADA Compliant & JAWS Compatible Platform
6. State of the Art Educator Tools
7. Award Winning Learning Platform (LMS)
8. Chapter & Lessons

Syllabus

Chapter 1: The Linux Community and a Career in Open Source

Chapter 2: Finding Your Way on a Linux System

Chapter 3: The Power of the Command Line

Chapter 4: The Linux Operating System

Chapter 5: Security and File Permissions

Videos and How To

9. Practice Test

Here's what you get

Features

10. Live labs

Lab Tasks

Here's what you get

11. Post-Assessment

## 1. Course Objective

The LPI Linux Essentials course is designed to introduce you to the essential concepts of the Linux operating system. This course will equip you with the fundamental knowledge and skills needed to navigate and utilize Linux effectively in various IT environments. The course helps you explore the basics of Linux, including its history, features, and significance in the IT industry and learn how to install and configure Linux distributions, set up user accounts, and manage system resources. The course also helps you to understand the Linux file system hierarchy, file types, paths, and directory structures.

## 2. Pre-Assessment

Pre-Assessment lets you identify the areas for improvement before you start your prep. It determines what students know about a topic before it is taught and identifies areas for improvement with question assessment before beginning the course.

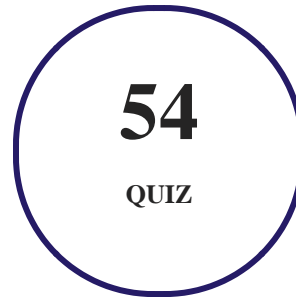
## 3. Exercises

There is no limit to the number of times learners can attempt these. Exercises come with detailed remediation, which ensures that learners are confident on the topic before proceeding.

**220**  
EXERCISES

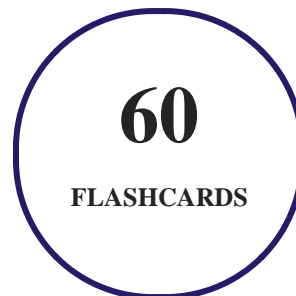
## 4. Quiz

Quizzes test your knowledge on the topics of the exam when you go through the course material. There is no limit to the number of times you can attempt it.



## 5. flashcards

Flashcards are effective memory-aiding tools that help you learn complex topics easily. The flashcard will help you in memorizing definitions, terminologies, key concepts, and more. There is no limit to the number of times learners can attempt these. Flashcards help master the key concepts.



## 6. Glossary of terms

uCertify provides detailed explanations of concepts relevant to the course through Glossary. It contains a list of frequently used terminologies along with its detailed explanation. Glossary defines the key terms.



## 7. Expert Instructor-Led Training

uCertify uses the content from the finest publishers and only the IT industry's finest instructors. They have a minimum of 15 years real-world experience and are subject matter experts in their fields. Unlike a live class, you can study at your own pace. This creates a personal learning experience and gives you all the benefit of hands-on training with the flexibility of doing it around your schedule 24/7.

## 8. ADA Compliant & JAWS Compatible Platform

uCertify course and labs are ADA (Americans with Disability Act) compliant. It is now more accessible to students with features such as:

- Change the font, size, and color of the content of the course
- Text-to-speech, reads the text into spoken words
- Interactive videos, how-tos videos come with transcripts and voice-over
- Interactive transcripts, each word is clickable. Students can clip a specific part of the video by clicking on a word or a portion of the text.

JAWS (Job Access with Speech) is a computer screen reader program for Microsoft Windows that reads the screen either with a text-to-speech output or by a Refreshable Braille display. Student can easily navigate uCertify course using JAWS shortcut keys.

## 9. State of the Art Educator Tools

uCertify knows the importance of instructors and provide tools to help them do their job effectively. Instructors are able to clone and customize course. Do ability grouping. Create sections. Design grade scale and grade formula. Create and schedule assessments. Educators can also move a student from self-paced to mentor-guided to instructor-led mode in three clicks.

## 10. Award Winning Learning Platform (LMS)

uCertify has developed an award winning, highly interactive yet simple to use platform. The SIIA CODiE Awards is the only peer-reviewed program to showcase business and education technology's finest products and services. Since 1986, thousands of products, services and solutions have been

recognized for achieving excellence. uCertify has won CODiE awards consecutively for last 7 years:

- **2014**

1. Best Postsecondary Learning Solution

- **2015**

1. Best Education Solution
2. Best Virtual Learning Solution
3. Best Student Assessment Solution
4. Best Postsecondary Learning Solution
5. Best Career and Workforce Readiness Solution
6. Best Instructional Solution in Other Curriculum Areas
7. Best Corporate Learning/Workforce Development Solution

- **2016**

1. Best Virtual Learning Solution
2. Best Education Cloud-based Solution
3. Best College and Career Readiness Solution
4. Best Corporate / Workforce Learning Solution
5. Best Postsecondary Learning Content Solution
6. Best Postsecondary LMS or Learning Platform
7. Best Learning Relationship Management Solution

- **2017**

1. Best Overall Education Solution
2. Best Student Assessment Solution
3. Best Corporate/Workforce Learning Solution
4. Best Higher Education LMS or Learning Platform

- **2018**

1. Best Higher Education LMS or Learning Platform

2. Best Instructional Solution in Other Curriculum Areas
3. Best Learning Relationship Management Solution

- **2019**

1. Best Virtual Learning Solution
2. Best Content Authoring Development or Curation Solution
3. Best Higher Education Learning Management Solution (LMS)

- **2020**

1. Best College and Career Readiness Solution
2. Best Cross-Curricular Solution
3. Best Virtual Learning Solution

## 11. Chapter & Lessons

uCertify brings these textbooks to life. It is full of interactive activities that keeps the learner engaged. uCertify brings all available learning resources for a topic in one place so that the learner can efficiently learn without going to multiple places. Challenge questions are also embedded in the chapters so learners can attempt those while they are learning about that particular topic. This helps them grasp the concepts better because they can go over it again right away which improves learning.

Learners can do Flashcards, Exercises, Quizzes and Labs related to each chapter. At the end of every lesson, uCertify courses guide the learners on the path they should follow.

### Syllabus

#### Chapter 1: The Linux Community and a Career in Open Source

- Linux Evolution and Popular Operating Systems
- Major Open Source Applications
- Open Source Software and Licensing

- ICT Skills and Working in Linux

## Chapter 2: Finding Your Way on a Linux System

- Command Line Basics
- Using the Command Line to Get Help
- Using Directories and Listing Files
- Creating, Moving and Deleting Files

## Chapter 3: The Power of the Command Line

- Archiving Files on the Command Line
- Searching and Extracting Data from Files
- Turning Commands into a Script

## Chapter 4: The Linux Operating System

- Choosing an Operating System
- Understanding Computer Hardware
- Where Data is Stored
- Your Computer on the Network



## Chapter 5: Security and File Permissions

- Basic Security and Identifying User Types
- Creating Users and Groups
- Managing File Permissions and Ownership
- Special Directories and Files

## 12. Practice Test

### Here's what you get

**50**  
PRE-ASSESSMENTS  
QUESTIONS

**2**  
FULL LENGTH TESTS

**50**  
POST-ASSESSMENTS  
QUESTIONS

### Features

Each question comes with detailed remediation explaining not only why an answer option is correct but also why it is incorrect.

#### **Unlimited Practice**

Each test can be taken unlimited number of times until the learner feels they are prepared. Learner can review the test and read detailed remediation. Detailed test history is also available.

Each test set comes with learn, test and review modes. In learn mode, learners will attempt a question and will get immediate feedback and complete remediation as they move on to the next question. In test mode, learners can take a timed test simulating the actual exam conditions. In review mode, learners can read through one item at a time without attempting it.

## 13. Live Labs

The benefits of live-labs are:

- Exam based practical tasks
- Real equipment, absolutely no simulations
- Access to the latest industry technologies
- Available anytime, anywhere on any device
- Break and Reset functionality
- No hardware costs

## Lab Tasks

### **The Linux Community and a Career in Open Source**

- Using Red Hat Package Management Tools
- Making Simple Batch Files
- Exploring the Fedora GUI App

### **Finding Your Way on a Linux System**

- Managing Processes
- Finding Files
- Getting Help on the Command Line
- Exploring Additional ls Options
- Exploring a File System

- Viewing the Command History in the Terminal
- Performing Basic File Management

### **The Power of the Command Line**

- Understanding Compression
- Using the grep and find Commands
- Using the Redirection Operator
- Using Regular Expressions
- Creating an Advanced Script
- Editing a Text File with vi
- Editing a Text File with nano
- Editing a Text File with nano and vi

### **The Linux Operating System**

- Finding Hard Drives on a System
- Viewing Disk Usage
- Examining the System's CPU
- Viewing System Configuration Information
- Redirecting the Output
- Displaying Process Information
- Displaying Real-Time System Statistics
- Finding Applications That Provide TCP Network Services
- Testing Network Connectivity
- Finding Network Information
- Finding a Mail Server for a Specified Domain

### **Security and File Permissions**

- Using the who Command
- Reviewing Account Settings
- Managing Users and Groups
- Exploring Permission Management in Linux
- Exploring File Permissions
- Creating a Hard Link

## Here's what you get

**35**

LIVE LABS

**35**

VIDEO TUTORIALS

**40**


MINUTES

## 14. Post-Assessment


After completion of the uCertify course Post-Assessments are given to students and often used in conjunction with a Pre-Assessment to measure their achievement and the effectiveness of the exam.

**GET IN TOUCH:**

 3187 Independence Drive  
Livermore, CA 94551,  
United States

 +1-415-763-6300

 support@ucertify.com

 www.ucertify.com